



## Answer Key



Social Studies

# East & West

## Workbook 1

# Saudi Arabia

All rights reserved. No part of this publication may be reproduced, stored in a retrieval system, or transmitted in any form by any means, electronic, mechanical, photocopying, recording or otherwise, without the prior written permission of Publisher.

Author  
Rana Ayed Zumot

Editors  
Yasmeen Dardas  
Tasneem Al Khateeb  
Project Assistant  
Rama Smadi

Art Director & Design  
Naseem M Intair  
Design Assistant  
Mahmoud Abu Fares



Amman - Jordan

Tel. + 962 6 515 7 555

Fax. + 962 6 515 7 550

Mob. + 962 7 77 08 00 09

info@ajyall.com




www.ajyall.com

First Edition  
2023





fb.ien.edu.sa

نأمل ترويجها بملحوظاتك ومقتراحاتك  
حول الكتب المدرسية



National Library of Jordan  
Documentation & National  
Archives  
Deposit No.: 6143/11/2019





# C O N T E N T S

## ► Unit 1 My Character

Lesson 1	All About Myself	5
Lesson 2	My Family	9
Lesson 3	I Am Polite	12

## ► Unit 2 My Health and My Safety

Lesson 1	My Face	15
Lesson 2	My Body	17
Lesson 3	Safety at Home	19

## ► Unit 3 Special Times

Lesson 1	Eid al- Fitr	23
Lesson 2	Eid al- Adha	25

## ► Unit 4 My Places

Lesson 1	Houses	29
Lesson 2	My House	32
Lesson 3	My Kitchen	35
Lesson 4	My Room	38


## ► Unit 5 My Food

Lesson 1	Water	43
Lesson 2	Milk	45
Lesson 3	Fruits and vegetables	47

## ► Unit 6 Community Helpers

Lesson 1	Money	53
Lesson 2	Community Helpers at My School	54
Lesson 3	Community Helpers at My Neighborhood	56

► **Note: (SOA) stands for  
“Students’ own answers”.**



**East & West**  
*Saudi Arabia*

Unit

1

# My Character

■ Lesson

1

All About Myself

■ Lesson

2

My Family

■ Lesson

3

I Am Polite



# Lesson

# 1

# All About Myself



Color the girl in red and the boy in blue.



Count the boys and the girls and write the numbers in the boxes.



Boys

Girls

4

3






Draw a picture of yourself.

**SOA**



Color the number of balloons that match your age.

**SOA**





Q.5

Classify the students in your class according to the color of their eyes. Write the numbers in the circles.

**SOA (Students' Own Answers)**



Which eye color is the most in your class?

**SOA** .....



Q.6

Classify the students in your class according to the color of their hair. Write the numbers in the boxes.



● Which hair color is the most in your class?

**SOA** .....





Describe yourself. **SOA**

- Name **My name is.....**
- Age **I am ..... years old.**
- Grade **I am in grade.....**
- Gender **I am a boy / girl.**
- Weight **I weigh ..... kg.**
- Height **I am ..... cm tall.**
- Color of the hair **I have ..... hair.**
- Color of the eyes **I have ..... eyes.**
- Country **I am a ..... citizen.**



Write the name of your country in the heart below.





**The name (SOA)**



# Lesson 2

## My Family



Write  under the picture that shows something family members do together and  under the picture that does not show this.





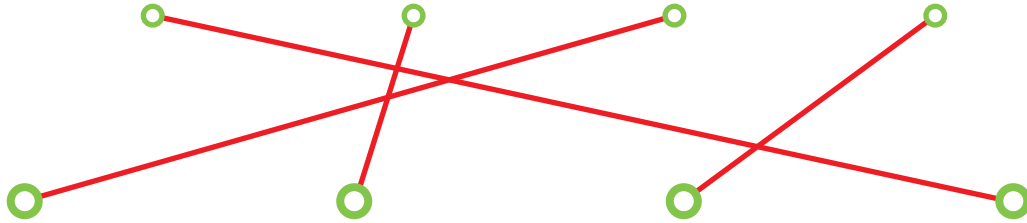
Match the following words with the suitable pictures:

Father

Mother

Brother

Sister



How many members are there in your family?

SOA .....



How many sisters do you have?

SOA .....







Q.5

How many brothers do you have?

SOA .....



Q.6

Write the names of your family members in the heart below.

SOA



# Lesson 3 I Am Polite




Put the events of the story in order.



2



4



1



3





Match each word with the suitable situation.

Good morning

Good night

Give me a pencil, please.

Thank you

Sorry





Unit

2

# My Health & My Safety

■ Lesson

1

My Face

■ Lesson

2

My Body



■ Lesson

3

Safety at Home

# Lesson 1 My Face



Write  under the picture that shows correct behavior and  under the picture that shows wrong behavior.





Write ✓ under the picture that shows something we use in brushing our teeth and ✗ under the picture that does not show this.







Who am I?

► A part of your body used in seeing.

► A part of your body used in hearing.

► A part of your body used in smelling.



► A part of your body used in chewing food.

► A part of your body used in writing.

► A part of your body used in walking.





Write  under the picture that shows correct behavior and  under the picture that shows wrong behavior.



# Lesson 3

## Safety at Home



Match each dangerous object with its picture.

Medicine

Sharp knife

Cleaning chemical

Lighter

Hot water

Electrical switch

Electrical appliance







Write **yes** under the picture that shows correct behavior and **no** under the picture that shows wrong behavior.



**no**



**no**



**no**



**yes**



**no**



**yes**







Match each cause with its effect.

Touching hot water.

get electrical shock.

Playing with cleaning chemicals.

get injured.

Touching electrical switches.

get poisoned.

Using sharp knives.

get burned.

Unit

3

## Special Times

■ Lesson

1

Eid al- Fitr



■ Lesson


2

Eid al- Adha

# Lesson 1 Eid al- Fitr



Write  under the picture that shows something people do to celebrate Eid al- Fitr and  under the picture that does not show this.





Draw in the box below the Eid's clothes you need to buy.

SOA








# Lesson 2

## Eid al- Adha



Write  under the picture that shows something people do to celebrate Eid al- Adha and  under the picture that does not show this.





Q.2

Choose the suitable word to fill in the blanks.

mosque

Fasting

charity

Hajj

poor

relative

- 1 **Fasting** ..... is to eat no food for a period of time.
- 2 The place of worship for Muslims is the **mosque** .....
- 3 A **relative** ..... is a person related to another by blood.
- 4 To provide help for those in need is **charity** .....
- 5 The sacred journey to Makkah to visit al- Kaaba  
al- Musharrafah is **Hajj** .....
- 6 The **poor** ..... are people who have a very small  
amount of money, clothes or food.





## Unit

# 4

■ Lesson

1

■ Lesson

2

■ Lesson

3

■ Lesson

4

## My Place

Houses

My House

My Kitchen

My Room



# Lesson

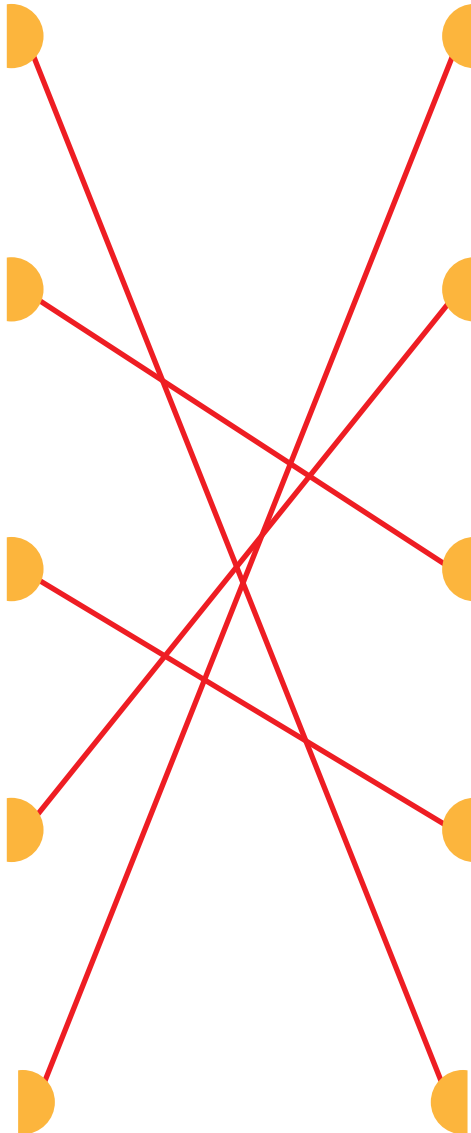
# 1

# Houses



Q.1

Match the type of the house with the animal that lives in it.





Match the type of the house with its picture.

Apartment

Villa

Small house



What type of a house do you live in?

SOA .....





Q.4

What is the importance of the house?

1

**The house is a shelter.**

2

**It is the place where people live.**

3

**It protects people from different weathers.**



Q.5

Draw your house.

**SOA**

# Lesson


# 2

# My House



Write the number of each room in the house in the suitable box.

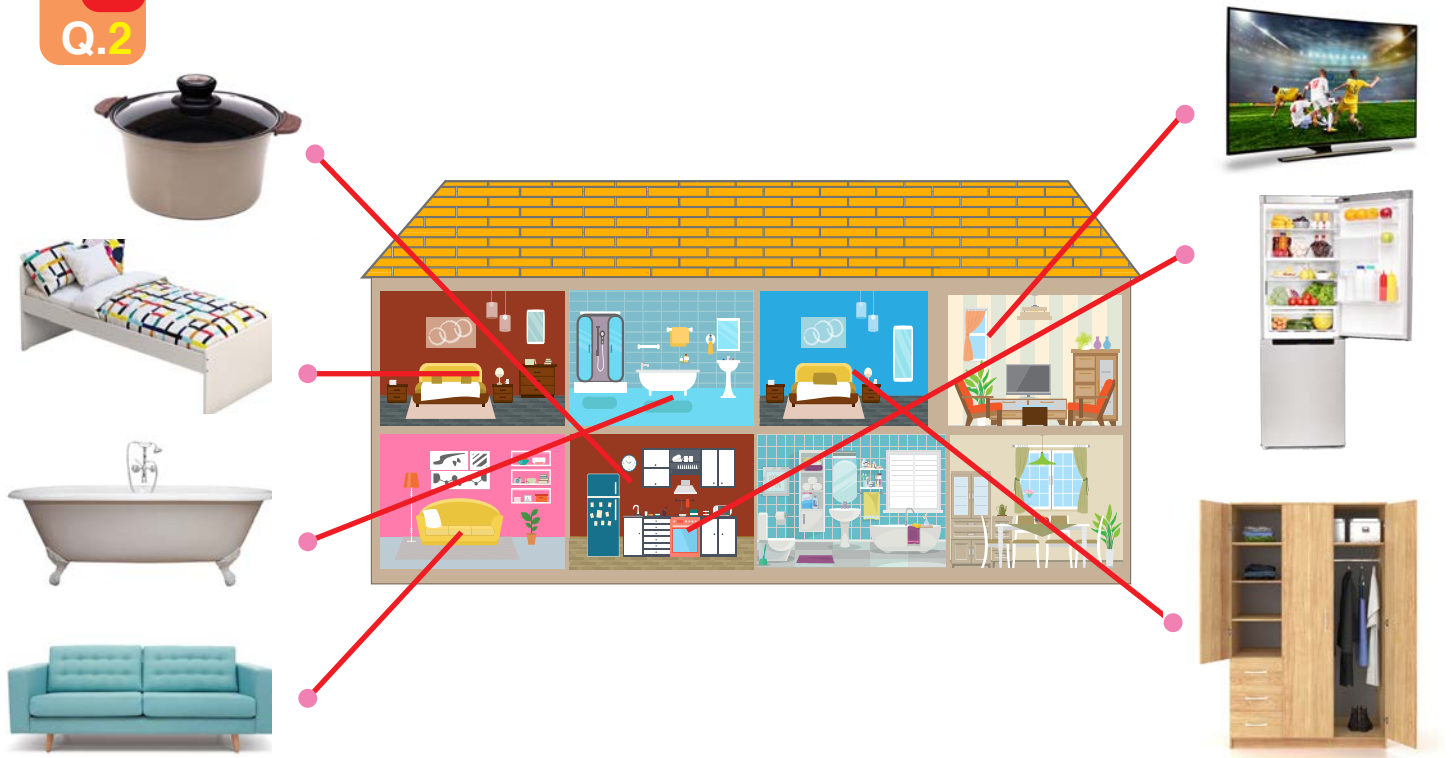
- Living room 3
- Bedroom 2
- Bathroom 1
- Dining room 5
- Kitchen 4







Draw a line between each object and the room it is found in.



Match each object with its picture.



Couch

Painting

Table

Plant





Match the following rooms with their uses:

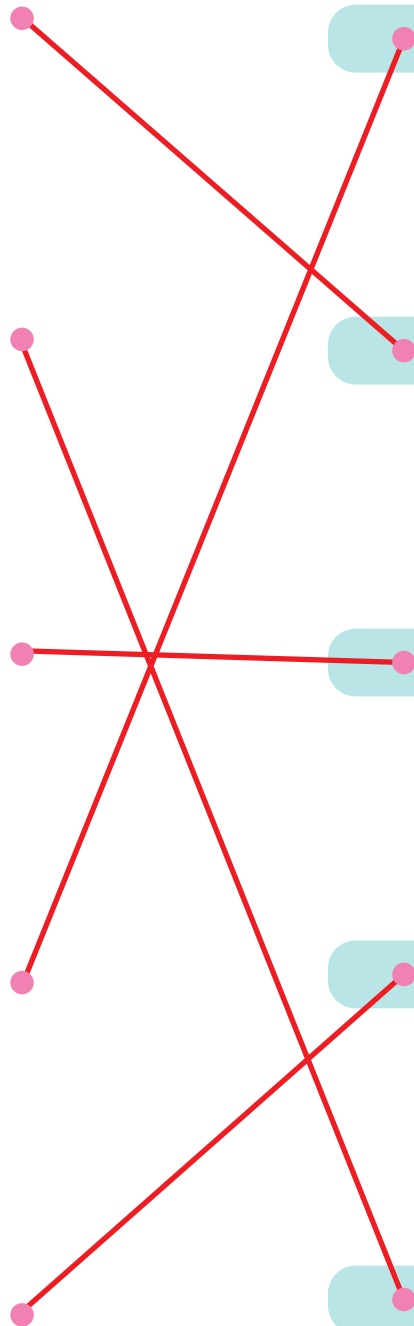
The place where I take a bath.

The place where I study and sleep.

The place where I watch television.

The place where my mother cooks.

The place where we eat with visitors.



# Lesson

# 3

# My Kitchen



Match each object with its picture.



Microwave

Cooler

Blender

Grill

Coffee maker



Squeezer

Oven

Fridge





Write  under the picture that shows correct behavior and  under the picture that shows wrong behavior.







Choose the suitable word to fill in the blanks.

oven

bill

fridge

flammable

appliances


- Machines used in the kitchen are known as **appliances**.
- A substance that is easily set on fire is called **flammable**.
- A request for payment of money is a **bill**.
- We use the **oven** to cook the food and the **fridge** to keep it.



# Lesson 4 My Room



Write the number of each object in your bedroom in the suitable box.



Clothes

5

Toy

6

Chair

3

Bed

1

Desk



4

Closet

2





Write  under the picture that shows correct behavior and  under the picture that shows wrong behavior.





Mention 3 activities you do in your bedroom.

- 1 I study in my bedroom.....
- 2 I play in my bedroom.....
- 3 I sleep in my bedroom.....



Explain.

- 1 You don't eat in your bedroom.  
To keep it clean.....
- 2 You open the window of your bedroom every morning.  
To clear the air in the room and to make it smell better.....
- 3 You don't leave crayons or toys on the ground.  
To keep it clean and tidy.....







Draw your room in the box below.

SOA

## Unit

# 5

■ Lesson

1

■ Lesson

2

■ Lesson

3

## My Food

Water

Milk



Fruits and Vegetables

# Lesson

## 1

# Water



Write  under the picture that shows correct behavior and  under the picture that shows wrong behavior.





Circle the activities that need water.





# Lesson


## 2

# Milk



Q.1

Circle the sources of milk.



Q.2

Match the dairy product with its picture.

Milk

Butter

Cheese

Yogurt





Why is drinking milk so important for children?

- 1 **It is important for growth.**.....
- 2 **It is important for teeth protection.**.....



Draw.

- a. The number of milk glasses that a child needs daily to grow.
- b. Sweets or drinks that milk is used in making.



**SOA**



# Lesson

# 3

# Fruits and Vegetables



Q.1

Match each fruit with its picture.

Apples

Grapes

Oranges

Bananas

Figs

Watermelon

Dates





Answer the questions in words and drawings as well.

a. What is your favorite fruit? **SOA** .....

**SOA**

b. What is your favorite fruit juice? **SOA** .....

**SOA**

c. What is your favorite vegetable? **SOA** .....

**SOA**

d. What will happen if we eat fruits and vegetables without washing them?

..... **We will eat disease-causing germs and get sick.**







Write the number of each vegetable in the picture in the suitable box.



1

4

Onions



5

3

Spinach



2

8

Pepper

6

Lettuce



6

2

Carrots



3

1


Cauliflower



7

7

Cucumber



4



5


Potatoes



8



Draw a circle  around the fruit and a square  around the vegetable.









## Unit

# 6

■ Lesson

1

■ Lesson

2

■ Lesson

3

## Community Helpers

Money

Community Helpers at  
My School

Community Helpers at  
My Neighborhood

# Lesson

# 1

# Money



What do we need to live?

Tick the correct boxes to answer the question.



water



animals



toys



accidents



plants



fruits and vegetables



germs



football and basketball



What are the different jobs that help the community?

Tick the correct boxes to answer the question.



doctors



bakers



teachers



carpenters



travellers



babies



# Lesson 2

## Community Helpers at My School



Match the following words with the suitable pictures:

Principal

Teacher

Janitor

Carpenter

Painter

Bus driver





Who am I ?

I teach the students.



I manage the school.



I fix the desks.



I paint the school.



I clean the school.



I drive students  
to school.



# Lesson 3

## Community Helpers at My Neighborhood



Q.1

Match the following words with the suitable pictures:

Baker



Barber



Doctor



Plumber



Dentist



Policeman





Q.2

Who am I?

I make the neighborhood  
a safe place to live in.

I treat people when they  
are sick.

I treat people's teeth.

I fix the pipes that  
carry water.

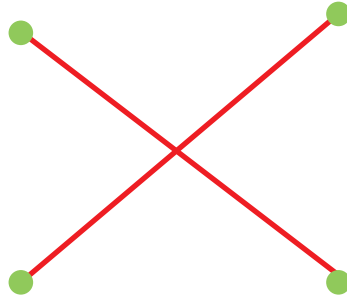

I give people beautiful  
haircuts.

I make delicious bread.





Match the following community helpers with the picture of the tools they use in their work:







Circle the tools of the doctor.

