



Answer Key



Social Studies

East & West

Workbook 2

Saudi Arabia

All rights reserved. No part of this publication may be reproduced, stored in a retrieval system, or transmitted in any form by any means, electronic, mechanical, photocopying, recording or otherwise, without the prior written permission of Publisher.

Author
Rana Ayed Zumot

Editors
Yasmeen Dardas
Tasneem Al Khateeb
Project Assistant
Rama Smadi

Art Director & Design
Naseem M Intair
Design Assistant
Mahmoud Abu Fares



Amman - Jordan

Tel. + 962 6 515 7 555
Fax. + 962 6 515 7 550
Mob. + 962 7 77 08 00 09
info@ajyall.com

First Edition
2023


www.ajyall.com

رايات يهمننا
حول الكتب المدرسية





fb.ien.edu.sa

نأمل لتزويدنا بملحوظاتك ومقترحاتك
حول الكتب المدرسية





National Library of Jordan
Documentation & National
Archives
Deposit No.: 6144/11/2019



CONTENTS

► Unit 1	My Character	
Lesson 1	My Behavior	5
Lesson 2	Being Responsible at Home	6
Lesson 3	Being Responsible in the Neighborhood	9
► Unit 2	My Health and Safety	
Lesson 1	My Nails and Hair	13
Lesson 2	My Daily Routine	15
Lesson 3	Safety in the Classroom	16
► Unit 3	The Four Seasons	
Lesson 1	Fall	20
Lesson 2	Winter	22
Lesson 3	Spring	24
Lesson 4	Summer	25
► Unit 4	Places Around Me	
Lesson 1	My School	29
Lesson 2	My Classroom	31
Lesson 3	My Neighborhood	33
Lesson 4	Public Places	36
► Unit 5	My Food	
Lesson 1	Food	39
Lesson 2	Healthy Diet	41
Lesson 3	Eating Manners	47
► Unit 6	Transportation	
Lesson 1	Transportation	51
Lesson 2	Transportation by Land	53
Lesson 3	Transportation by Water	55
Lesson 4	Transportation by Air	57

► **Note: (SOA) stands for
“Students’ own answers”.**



East & West
Saudi Arabia

Unit

1

My Character

■ Lesson

1

My Behavior

■ Lesson

2

Being Responsible at Home

■ Lesson

3

Being Responsible in the
Neighborhood

Lesson 1 My Behavior



Write **yes** under the picture that shows correct behavior and **no** under the picture that shows wrong behavior.



no



yes



yes



no

Lesson

2

Being Responsible at Home



Q.1

Match each situation with its picture.

Cleaning your house

Tidying your room

Reading a story to your sister

Helping your brother with his homework

Setting the table

Taking care of a baby





Write **yes** under the picture that shows correct behavior and **no** under the picture that shows wrong behavior.



no



yes



no



no



yes



yes



Draw things you do at home that show how responsible you are.

SOA



Lesson

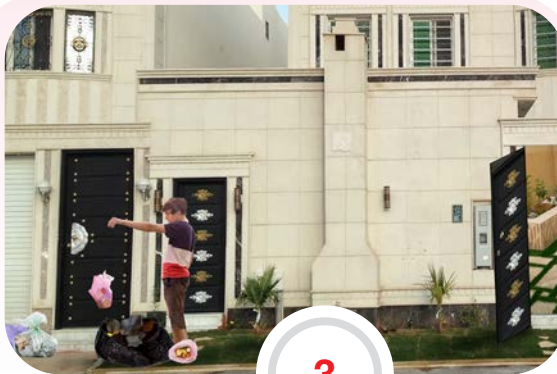
3

Being Responsible in the Neighborhood



Q.1

Put the events of Sultan's story in order.





Describe Sultan.

He is a good boy.



What does Sultan do every day?

He throws the trash bags in the big garbage container across the street.



Why was Sultan angry?

- 1 Because he found some trash bags outside the garbage container with trash on the ground.**
- 2 Because his neighbor threw his trash bag on the building entrance.**



What would happen if trash bags were not in the garbage container?

- 1 The trash would attract flies.**
- 2 It would spread diseases.**





Why did Sultan feel happy the next day?

Because he saw the government cleaning truck collecting the garbage and sending it away.



Draw things you do in your neighborhood or at your school that show how responsible you are.

SOA



Unit

2

■ Lesson

1

My Nails and Hair

■ Lesson

2

My Daily Routine

■ Lesson

3

Safety in the Classroom



My Health & My Safety

Lesson

1

My Nails and Hair



Write  under the picture that shows correct behavior and  under the picture that shows wrong behavior.





Explain.

- 1 You take care of your nails.
 - a. **Because they are important in protecting our fingers and toes tips.**
 - b. **They make our hands and feet more beautiful.**
 - c. **They do not allow germs to enter our bodies.**
- 2 You don't bite your nails with your teeth.

Because biting nails allows dirt to go directly into the mouth.
- 3 You eat healthy food.

To keep my hair strong and shiny.



Lesson 2 My Daily Routine



Put the things you do every morning in order.





Lesson

3

Safety in the Classroom



Q.1

Write  under the picture that shows correct behavior and  under the picture that shows wrong behavior.





Match each object with its picture.



Bag

Pencil

Pencil case


Eraser

Sharpener

Ruler

Book

Copybook





Choose the suitable word from the box below to fill in the blanks.

spine

Healthy

germ

- 1 **Healthy** is being not sick or injured.
- 2 A tiny life form that spreads disease is a **germ**
- 3 A **spine** is the line of bones down the center of the back that supports the body.



Draw your pencil case in the box below.

SOA



Unit

3

The Four Seasons

■ Lesson

1

Fall

■ Lesson

2

Winter

■ Lesson

3

Spring

■ Lesson

4

Summer

Lesson 1 Fall



Q.1

List the four seasons.

Fall

Winter

Spring

Summer



Q.2

Choose the correct word and write it under the suitable picture:

harvest

plow

sow



plow



sow



harvest





Circle the features of fall.



Lesson 2 Winter



Which season is the season of rain?

Winter



Why do farmers trim trees in winter?

Beacause leaves start growing again



Why do people drink hot drinks in winter?

To stay warm



Circle the features of winter.





Match the words with the suitable pictures.

Umbrella

Hat

Scarf

Sweater

Jacket

Pants

Gloves

Boots

Lesson 3 Spring



Circle the features of spring.



Mention places you visit in Saudi Arabia in spring.

.....Jeddah.....

.....Dammam.....

.....Abha.....

.....Umluj.....



Lesson 4 Summer



Which season is the season of hot weather?

Summer.



What will happen if we play under the Sun in summer?

We will get a sunstroke.



List 4 crops farmers harvest in summer.

● **Wheat.**

● **Watermelon.**

● **Grapes.**

● **Figs.**





Draw your favorite season.

SOA





Circle the features of summer.



Match the words into where they belong.



Cap

Shirt

Sunglasses

Shorts

Sandals

Unit

4

Places Around Me

■ Lesson

1

My School

■ Lesson

2

My Classroom

■ Lesson

3

My Neighborhood

■ Lesson

4

Public Places

Lesson

1

My School



Q.1

Write the number of each part of the school in the suitable box.

Principal's office

5

Library

3

Science lab

2

Classroom

4

Computer lab

1

Playground

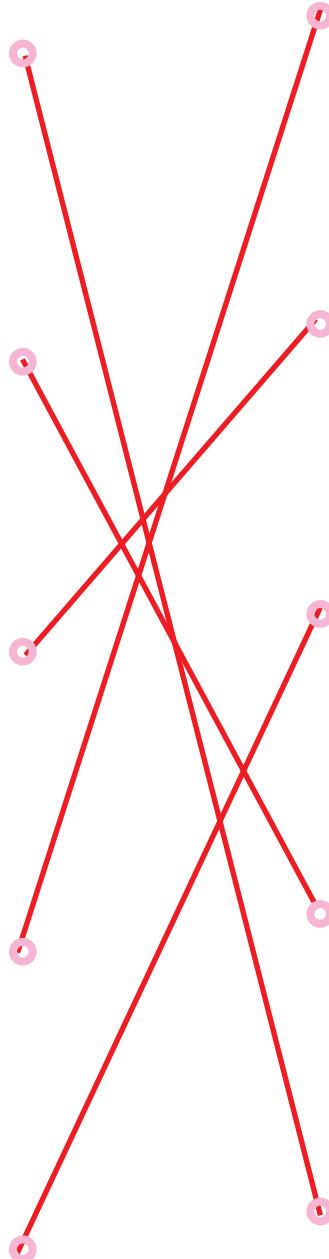
6



Q.2

Match the following places with what students do there:

- ▶ The place where I eat my food
- ▶ The place where I play with my friends
- ▶ The place where I work on the computer
- ▶ The place where I read stories
- ▶ The place where I do experiments



Lesson 2 My Classroom



Match each object with its picture.

Board

Window

Desk

Door

Bookshelf





Draw your classroom in the box below.

SOA



Lesson 3 My Neighborhood



Write the number of each place in the neighborhood in the suitable box.

1

Bookshop

2

Barbershop

5

Grocery store

4

Bakery

3

Building

6

Street





Match the following places with what we do there:

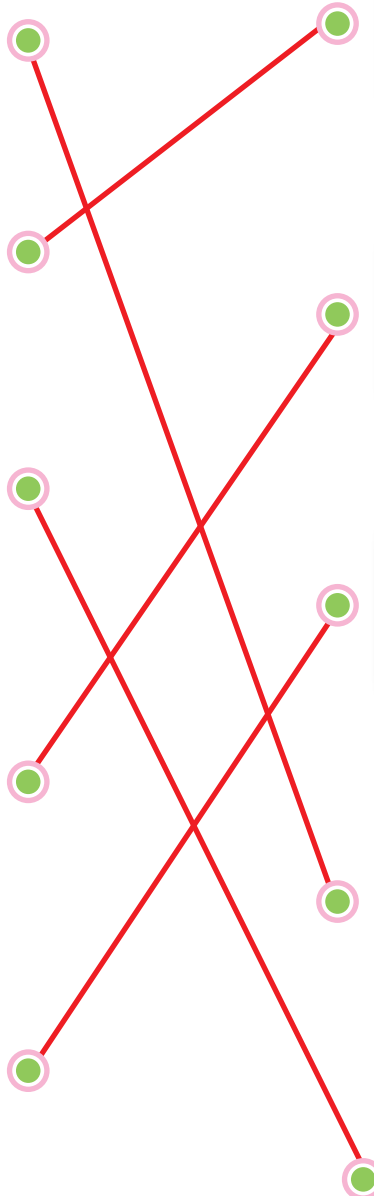
The place where we drive our cars.

The place where we buy books.



The place where we have a haircut.

The place where we buy bread.

The place where we buy food.





Write  under the picture that shows correct behavior and  under the picture that shows wrong behavior.



Lesson 4 Public Places



Q.1

Choose the suitable word to fill in the blanks.

neighborhood

litter

public place

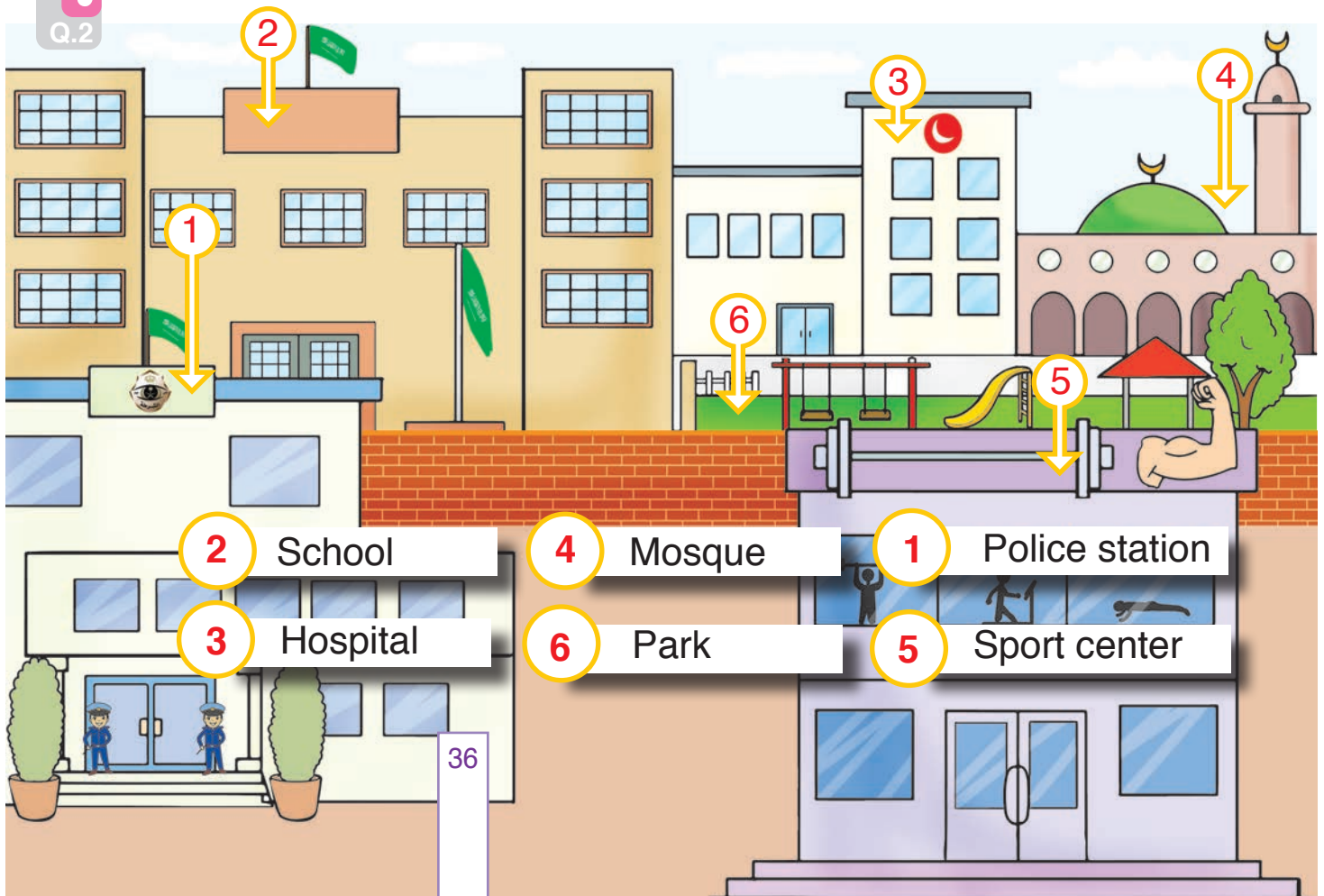
principal

- 1 The headmaster of the school is the **principal**.
- 2 Things that are thrown away on the ground are called **litter**.
- 3 A place where people live, work and play is a **neighborhood**.
- 4 A place that is open to people is a **public place**.



Q.2

Write the number of each public place in the suitable box.





Match each object with the place it is found in.



Unit 5

My Food

■ Lesson

1

Food

■ Lesson

2

Healthy Diet

■ Lesson

3

Eating Manners

Lesson 1 Food



Q.1

Why is eating food so important to people?

1

To keep alive and healthy.

2

To grow, be active and strong.

3

To help fight diseases and remain healthy.





Q.2

Circle the food which we get from plants.





Circle the food which we get from animals.



Lesson

2

Healthy Diet



Q.1

Mention 3 examples on each of the following food groups:

- | | | | |
|-------------------|-----------------|---------------------|------------------|
| ○ Grains: | ...bread..... | ...rice..... | ...cereal..... |
| ○ Vegetables: | ...lettuce..... | ...cauliflower..... | ...cucumber..... |
| ○ Fruits: | ...apples..... | ...oranges..... | ...grapes..... |
| ○ Dairy products: | ...yogurt..... | ...butter..... | ...cheese..... |
| ○ Meat: | ...cows..... | ...sheep..... | ...camels..... |





Q.2

Draw a circle  around the dairy products.








Draw a circle  around the food that contains carbs and a square  around the food that contains protein.





Draw a circle  around the fruits and a square  around the vegetables.





How many glasses of milk do you need to drink daily? Why?

**We need to drink four glasses of milk daily for the
growth and protection of our teeth and bones.**

.....



Explain.

a. Eating food cooked at home is better for your health.

**Because cooked food at home is healthier than junk
food.**

b. Eating sweets and fats should be in small amounts.

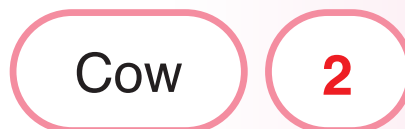

Because they may cause health problems.

.....





In the pictures below, write the number of each animal that gives us meat in the suitable box.



List the benefits of:

- Carbs: **It provides our bodies with energy.**
- Protien: **It protects our bones and teeth.**





Circle the healthy food.



Lesson 3 Eating Manners



Write  under the picture that shows correct behavior and  under the picture that shows wrong behavior.





Choose the suitable word to fill in the blanks.

vitamins

carbs

Protein

minerals

manners

chewing

1. Grains provide our bodies with energy which we get from**carbs**.....
2. Vegetables provide our bodies with vitamins and**minerals**.....
3. Fruits provide our bodies with**vitamins**..... and minerals.
4.**protein**..... is found in food, such as meat, cheese, fish or eggs.
5. There are certain**manners**..... we have to pay attention to when we eat.
6. Crushing food into smaller, softer pieces with the teeth is**chewing**.....





Unit

6

Transportation

■ Lesson

1

Transportation

■ Lesson

2

Transportation by Land

■ Lesson

3

Transportation by Water

■ Lesson

4

Transportation by Air

Lesson 1 Transportation



What is transportation?

It is the means by which people travel from one place to another.



Why did people travel from one place to another?

1 **To find food and water.**

2 **To find a safe place to live.**



How did cavemen travel from one place to another?

On foot.



Name 4 animals people ride to travel.

1 **Camels.**

2 **Donkeys.**

3 **Mules.**

4 **Horses.**





Why were wagons used?

To carry people and things



List the main means of modern transportation.

- 1 **Transportation by land**
- 2 **Transportation by air**
- 3 **Transportation by sea**



Lesson 2 Transportation by Land



Q.1

In the pictures below, write the number of each vehicle in the suitable box.

1

Bicycle

3

Car

2

Motorcycle

6

Truck

5

Train

4

Bus



1



2



3



4



5



6



Q.2

List 3 advantages of using bicycles.

1

..They are cheap.

2

..They are fast.

3

..They are healthy and environmentally friendly.



Explain.

a. The invention of the wheel resulted in a revolution in transportation.

The wheel was used in cars or wagons pulled by a
horse or an ox.

b. By time, wagons became bigger, pulled by many horses.

To be able to carry people and things.



Draw your family's car.

SOA



Lesson

3

Transportation by Water



Q.1

Choose the suitable word to fill in the blanks.

invention

revolution

environment

Sailing

cargo

Goods

- 1 The surroundings in which a person, animal or plant lives is called an **environment**
- 2 **Goods** are things that are made to be sold.
- 3 A **revolution** is a complete change in the ways of thinking or methods of working.
- 4 Making something new that no one else has made before is an **invention**
- 5 Goods carried on a ship, airplane or motor vehicle are known as **cargo**
- 6 **Sailing** is travelling on water.





How did cavemen sail at first?

By tree trunks



Match the following ships with their use:

A ship used to carry a lot of people.

Freight ship

A ship used to carry cargo.

Oil tanker

A ship used to carry petroleum.

Fishing ship

A ship used to catch fish.

Passenger ship



Lesson

4

Transportation by Air



Q.1

What am I?

a. I consist of a series of connected railroad cars that run along a trail.

Car

b. I have 2 tires and transport one or 2 persons.

Subway

c. I fly in the sky and transport people and goods.

Train

d. I have 4 tires and transport people rather than goods.

Bicycle

e. I am a train that travels underground in big cities.

Ship

f. I am a large watercraft that travels the oceans and seas carrying people and goods.

Airplane





Choose the suitable word to fill in the blanks.

helicopters

airplane

passenger

aviation

hot air balloon

- 1 Transportation by air or air travel is known as **aviation**.
- 2 A **passenger** is a person who is travelling in a vehicle but is not driving it.
- 3 In 1783, the **hot air balloon** was invented.
- 4 The Wright Brothers were the first to fly in an **airplane** in 1903.
- 5 Transportation by air is a form of travel by hot air balloons, **helicopters**, airplanes or jets.



Explain.

Many people around the world use airplanes to travel.

Because air transportation has been the fastest way of travelling for long distances so far.






Circle the correct means of transportation you would use for each of the following travels:

1. A school picnic with your friends to the park



2. A trip to Canada



3. A family trip to Bahrain



4. A trip to Egypt



5. A tour in your neighborhood



